



**TERMA**  
SINCE 1990


## Angus Vertical

RAL 4009 // 1460 — 520 // 50 mm connection valve + “Noble” thermostatic head

MODERN



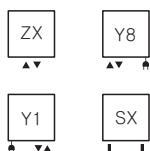
DESIGN: Artes Design



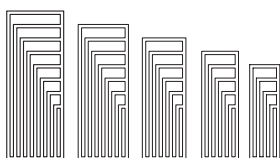
Vertical



Standard connections:



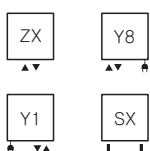
Sizes available:



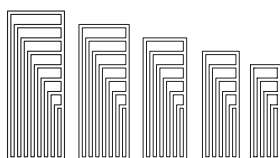
Division wall



Standard connections:



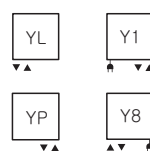
Sizes available:



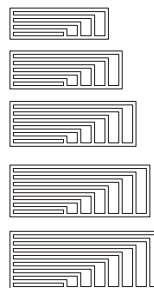
Horizontal



Standard connections:



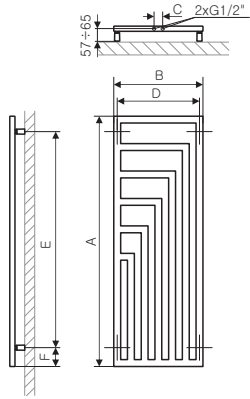
Sizes available:



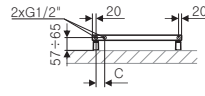
A	B	C	C'		75/65/20	55/45/20		D	E	F		
[mm]	[mm]	[mm]	[mm]		[W]	[W]	[W]	[mm]	[mm]	[mm]	[dm²]	[Kg]
<b>Division Wall</b>												
1140	360	50	320	RAL+TT	421	215	400	-	940	100	5,2	11,20
1300	440	50	400	RAL+TT	557	284	600	-	1100	100	6,9	14,96
1460	520	50	480	RAL+TT	711	363	800	-	1260	100	8,9	19,20
1620	600	50	560	RAL+TT	905	462	1000	-	1420	100	11,1	23,93
1780	680	50	640	RAL+TT	1116	569	-	-	1580	100	13,5	29,14
<b>Vertical</b>												
1140	360	50	320	RAL+TT	421	215	400	320	960	90	5,2	11,20
1300	440	50	400	RAL+TT	557	284	600	400	1120	90	6,9	14,96
1460	520	50	480	RAL+TT	711	363	800	480	1280	90	8,9	19,20
1620	600	50	560	RAL+TT	905	462	1000	560	1440	90	11,1	23,93
1780	680	50	640	RAL+TT	1116	569	-	640	1600	90	13,5	29,14
<b>Horizontal</b>												
440	1300	50		RAL+TT	479	244	400	1260	260	90	6,9	14,96
520	1460	50		RAL+TT	602	307	600	1420	440	90	8,9	19,20
360	1140	50		RAL+TT	411	210	400	1100	960	90	5,2	11,2
600	1620	50		RAL+TT	878	448	800	1580	1440	90	11,1	23,9
680	1780	50		RAL+TT	1069	545	1000	1740	1600	90	13,5	29,1

Vertical

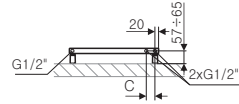
ZX



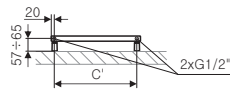
Y8



Y1

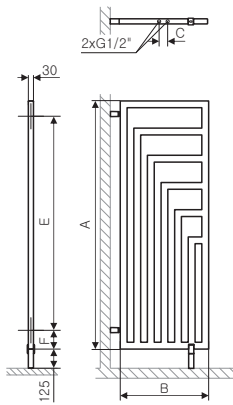


SX

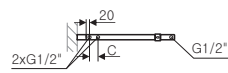


Division wall

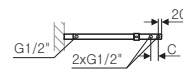
ZX



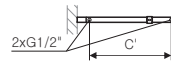
Y8



Y1

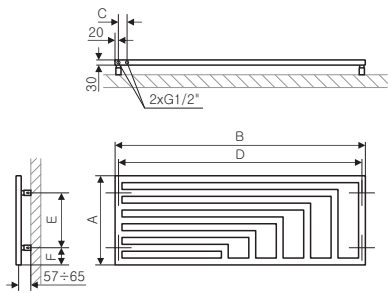


SX

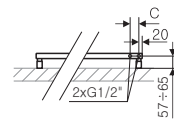


Horizontal

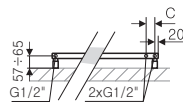
YL



YP



Y1



Y8

